

Presence detector
353-651021-1



- EN** Presence detector P46MR, DALI-2, secondary, 12-13 m, 360°, for flush mounting (SnapFit), WAGO WINSTA® MIDI 2 m cable with 5-pol. connector
- NL** Aanwezigheidsmelder P46MR, DALI-2, secundair, 12-13 m, 360°, voor inbouw (SnapFit), WAGO WINSTA® MIDI 2 m kabel met 5-polige connector
- FR** Détecteur de présence P46MR, DALI-2, secondaire, 12-13 m, 360°, à encastrer (SnapFit), câble WAGO WINSTA® MIDI de 2 m avec connecteur à 5 pôles
- DE** Präsenzmelder P46MR, DALI-2, Sekundär, 12-13 m, 360°, für Deckeneinbau (SnapFit), WAGO WINSTA® MIDI 2 m Kabel mit 5-poligem Stecker
- DK** Tilstedeværelsessensor P46MR, DALI-2, sekundær, 12-13 m, 360°, planforsænket (SnapFit), WAGO WINSTA® MIDI 2 m kabel med 5-pol stik
- SE** Närvarosensor P46MR, DALI-2, sekundär, 12-13 m, 360°, för infälld montering (SnapFit), WAGO WINSTA® MIDI 2 m kabel med 5-poliga kontakter
- NO** Tilstedeværelsessensor P46MR, DALI-2, sekundær, 12-13 m, 360°, til innfelt montering (SnapFit), WAGO WINSTA® MIDI 2 m kabel med 5-polet kontakt
- IT** Rilevatore di presenza P46MR, DALI-2, secondario, 12-13 m, 360°, per montaggio a incasso (SnapFit), WAGO WINSTA® MIDI cavo da 2 m con connettore a 5 poli
- PL** Czujnik obecności P46MR, DALI-2, podrzędny, 12-13 m, 360°, do montażu podtynkowego (SnapFit), kabel 2 m ze złączami 5-biegunowymi WAGO WINSTA® MIDI
- SK** Detektor prítomnosti P46MR, DALI-2, podržný, 12-13 m, 360°, na zapustenú montáž (SnapFit), WAGO WINSTA® MIDI 2 m kábel s 5-pólovým konektorom

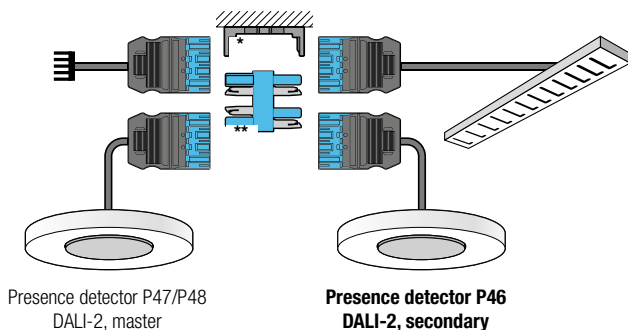
Wiring

Aansluitschema / Schéma de raccordement / Verdrahtung / Tilslutningsskema / Kopplingsschema / Ledningstilkopling / Cablaggio / Okablowanie / Instalácia

⚠ This product must be secured with a miniature circuit breaker (MCB) of max. 16 A in the electrical cabinet. The MCB rating is limited by national installation rules.

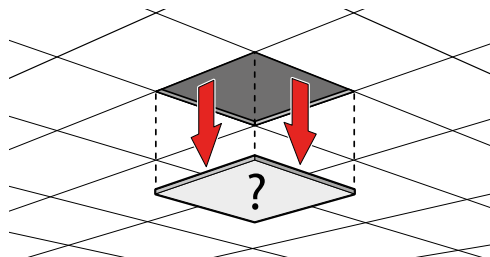
⚠ DALI power – OFF

- * WAGO WINSTA® mounting plate, 770-625
- ** WAGO WINSTA® distribution connector, 770-618



Installation

Instalatie / Installation / Installation / Installation / Installation / Installasjon / Installazione / Instalacja / Instalácia



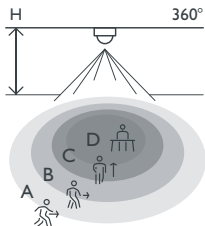
- 1** **NOT REMOVABLE (fixed ceiling)**
- Drill Ø 76 mm
- 2** 9.5 - 40 mm
- OR** 0.2 - 9 mm
- 3 a**
- b**
- 4** ⚠ DALI power – OFF
- a**
- b**

* optional



Detection area

Detectiebereik / Portée de détection / Erfassungsbereich / Rækkevidde / Detekteringsområde / Övervakningsområde / Campo di rilevamento / Obszar wykrywania / Oblast snímania



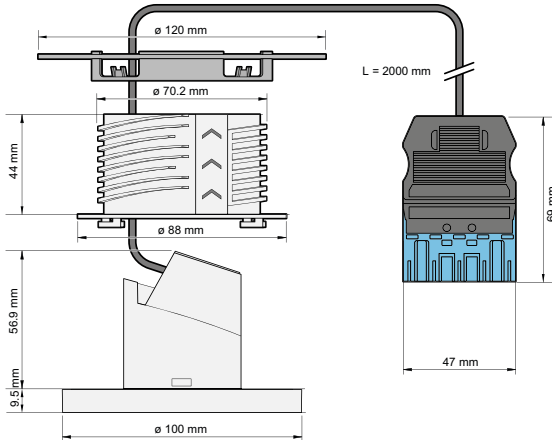
H	A Walking	B Across	C Towards	D Presence
2.5 m	∅ 13 m	∅ 11 m	∅ 3 m	∅ 5 m
3.0 m	∅ 12 m	∅ 12 m	∅ 3 m	∅ 5 m

Measured according to EN/IEC63180



Dimensions

Ärmetingen / Dimensions / Abmessungen / Dimensioner / Mått / Dimensioner / Dimensioni / Wymiary / Rozmery



Specifications

Specificaties / Specifications / Spezifikationen / Specifikationer / Specifikationer / Spesifikasjoner / Specífiche / Specyfikacje / Technické údaje

Installation	DALI-2
Configuration	secondary
Mounting height	2 – 3.5 m
Wire capacity	1.5 / 2.5 mm ²
Input voltage	via the DALI bus
Operating frequency	2.4 GHz
Maximum startup time DALI	< 1200 ms
Maximum PIR detection startup time	70 s
Maximum current consumption	28.1 mA
Nominal current consumption (12 V, 25 °C) Bluetooth® enabled	8.1 mA
Nominal current consumption (12 V, 25 °C) Bluetooth® disabled	5 mA
Maximum radio frequency power	-2 dBm
Ambient temperature	-25 – +40 °C
Protection degree	IP20
Impact resistance	IK02
Halogen free	yes
Marking	CE
Cable specifications	
Cable colour	black
Length	2 m
Wire cross-section	1.5 mm ²
Voltage	250 V
Rated current	16 A
Halogen free	yes
Ambient temperature	-5 – +40 °C
Type of connector	male, 5-pole, blue

App settings & more info

App-instellingen / Réglages de l'appli / App-Einstellungen / App indstillinger / Appställningar / App-innstillinger / Impostazioni dell'app / Ustawienia aplikacji / Nastavenia aplikácie



DALI power – ON



Bluetooth®



The specific hardware manual for this product is available in multiple languages on guide.niko.eu

LED behaviour

Ledgedrag / Comportement des LED / LED-Verhalten / LED funktioner / LED-funktioner / LED-funksjon / Comportamento del LED / Zachowanie LED / LED signalizácia



DALI power – ON

Green LED continuous on	●	Connection OK	
Green LED breathing	●	Connection OK, overrule ON	
Green LED flashing	●	Warming up*	Wait
Red LED continuous on	●	Error	More info**:
Red LED flashing	●	Warning	
Blue LED flashing	●	Walk test active	

* When Bluetooth® communication is disabled, the green LED does not flash while warming up.

** More info / Meer informatie / Plus d'info / Mehr Info / Mere info / Mer information / Mer info / Ulteriore info / Więcej informacji / Viac informácií

Support & contact

nv Niko sa
Industriepark West 40
9100 Sint-Niklaas, Belgium

www.niko.eu

EN	+32 3 778 90 80	support@niko.eu
NL	België: +32 3 778 90 80 Nederland: +31 880 15 96 10	support.be@niko.eu support.nl@niko.eu
FR	Belgique: +32 3 778 90 80 France: +33 820 20 66 25 Suisse: +41 44 878 22 22	support.be@niko.eu support.fr@niko.eu support.ch@niko.eu
DE	Deutschland: +49 7623 96697-0 Schweiz: +41 44 878 22 22 Österreich: +43 1 7965514 Belgien: +32 3 778 90 80	support.de@niko.eu support.ch@niko.eu support.at@niko.eu support.be@niko.eu
DK	+45 74 42 47 26	support.dk@niko.eu
SE	+46 8 410 200 15	support.se@niko.eu
NO	+47 66 77 57 50	support.no@niko.eu
IT	+41 44 878 22 22	support.ch@niko.eu
PL	+48 509 378 373	support.pl@niko.eu
SK	+421 2 63 825 155	support.sk@niko.eu

Niko prepares its manuals with the greatest care and strives to make them as complete, correct and up to date as possible. Nevertheless, some deficiencies may subsist. Niko cannot be held responsible for this, other than within the legal limits. Please inform us of any deficiencies in the manuals by contacting Niko customer services at support@niko.eu