

Specifications

Specificaties / Specifications / Spezifikationen / Specifikationer / Specifikationer / Spesifikasjoner / Specifiche / Specyfikacje / Technické údaje

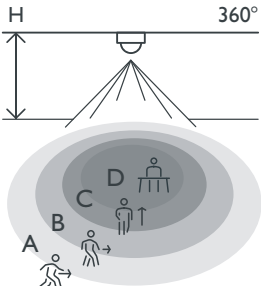
		353-602021	353-602111	353-602121	353-602221	353-652021	353-652321	353-652421	353-652521	353-702021	353-702111	353-702121	353-702221	353-752021	353-752321	353-752421	353-752521	353-802011	353-802111	353-852011	353-852411	353-852511
		P41	M42	P42	P42	P46	P47	P48	P49	P41	M42	P42	P42	P46	P47	P48	P49	M41	M42	M46	M48	M49
Installation	230 V	x	x	x	x					x	x	x	x					x	x			
	DALI-2					x	x	x	x					x	x	x	x			x	x	x
Configuration	standalone		x								x								x			
	master / standalone			x	x		x	x				x	x		x	x			x		x	
	secondary	x				x				x				x				x		x		
	BMS								x								x					x
Mounting height	2 – 3.5 m	x	x	x	x	x	x	x	x	x	x	x	x	x	x	x	x					
	4 – 12 m																	x	x	x	x	x
Wire capacity	1.5 / 2.5 mm²	x	x	x	x	x	x	x	x	x	x	x	x	x	x	x	x	x	x	x	x	x
Number of channels	1 channel		x	x							x	x							x			
	2 channels				x								x									
Maximum number of secondary detectors*	10			x	x							x	x						x			
	5							x								x					x	
	2						x								x							
Input voltage	230 Vac ± 10 %, 50 Hz	x	x	x	x		x	x		x	x	x	x		x	x		x	x		x	
	via the DALI bus					x			x					x			x			x		x
Operating frequency	2.4 GHz	x	x	x	x	x	x	x	x	x	x	x	x	x	x	x	x	x	x	x	x	x
	0.2 W	x	x	x	x					x	x	x	x					x	x			
	0.5 W						x								x							
Maximum power consumption	0.65 W							x								x					x	
	15 Vdc						x	x							x	x					x	
Maximum supply current**	250 mA						x	x							x	x					x	
Maximum guaranteed current on DALI bus	100 mA						x								x							
	200 mA							x								x					x	
Maximum startup time DALI	< 1200 ms					x	x	x	x					x	x	x	x			x	x	x
Maximum PIR detection startup time	70 s					x	x	x	x					x	x	x	x			x	x	x
Maximum number of control gear on the DALI bus	64						x	x							x	x					x	
Maximum number of dimmable zones	3						x								x							
	4							x								x					x	
Maximum current consumption	10 mA								x								x					x
	28.1 mA					x								x						x		
Nominal current consumption (12 V, 25°C) Bluetooth® enabled	4 mA								x								x					x
	8.1 mA					x								x						x		
Nominal current consumption (12 V, 25°C) Bluetooth® disabled	3 mA								x								x					x
	5 mA					x								x						x		
Maximum radio frequency power	-2 dBm	x	x	x	x	x	x	x	x	x	x	x	x	x	x	x	x	x	x	x	x	x
Ambient temperature	-25 – +40 °C	x	x	x	x	x	x	x	x	x	x	x	x	x	x	x	x	x	x	x	x	x
Protection degree	IP54	x	x	x	x	x	x	x	x	x	x	x	x	x	x	x	x	x	x	x	x	x
Impact resistance	IK02	x	x	x	x	x	x	x	x													
	IK03																	x	x	x	x	x
	IK04									x	x	x	x	x	x	x	x					
Halogen free	yes	x	x	x	x	x	x	x	x	x	x	x	x	x	x	x	x	x	x	x	x	x
Marking	CE	x	x	x	x	x	x	x	x	x	x	x	x	x	x	x	x	x	x	x	x	x

* For DALI-2 master detectors: Be aware of the maximum guaranteed current on the DALI bus.

** It is not permitted to connect additional DALI power supplies to the DALI bus of the DALI-2 master detectors.

Detection area

Detectiebereik / Portée de détection / Erfassungsbereich / Rækkevidde / Detekteringsområde / Övervakningsområde / Campo di rilevamento / Obszar wykrywania / Obszar snimania



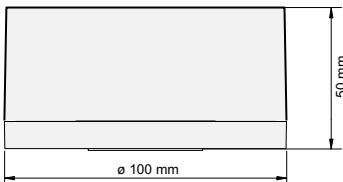
	H	A Walking	B Across	C Towards	D Presence
353-602121 353-602021 353-602221 353-652021 353-652321 353-652421 353-652521	2.5 m 3.0 m	ø 13 m ø 12 m	ø 11 m ø 12 m	ø 3 m ø 3 m	ø 5 m ø 5 m
353-602111	2.5 m 3.0 m	ø 32 m ø 37 m	ø 28 m ø 30 m	ø 10 m ø 8 m	- -
353-702021 353-702121 353-702221 353-752021 353-752321 353-752421 353-752521	2.5 m 3.0 m 3.5 m	ø 32 m ø 37 m ø 48 m	ø 28 m ø 30 m ø 42 m	ø 10 m ø 8 m ø 8 m	ø 8 m ø 5 m ø 6 m
353-702111	2.5 m 3.0 m 3.5 m	ø 32 m ø 37 m ø 48 m	ø 28 m ø 30 m ø 42 m	ø 10 m ø 8 m ø 8 m	- - -
353-802011 353-802111 353-852011 353-852411 353-852511	4.0 m 8.0 m 12.0 m	ø 18 m ø 35 m ø 53 m	ø 18 m ø 33 m *	ø 11 m ø 23 m ø 13 m	- - -

Measured according to EN/IEC63180
*Not specified



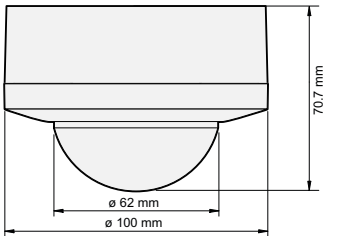
Dimensions

Afmetingen / Dimensions / Abmessungen / Dimensioner / Mått / Dimensjoner / Dimensioni / Wymiary / Rozmery



Medium Range (MR)

353-602021
353-602111
353-602121
353-602221
353-652021
353-652321
353-652421
353-652521



Long Range (LR)

353-702021
353-702111
353-702121
353-702221
353-752021
353-752321
353-752421
353-752521

High Ceiling (HC)

353-802011
353-802111
353-852011
353-852411
353-852511

App settings & more info

App-instellingen / Réglages de l'appli / App-Einstellungen / App indstillinger / Appnställningar / App-innstillinger / Impostazioni dell'app/ Ustawienia aplikacji / Nastavenia aplikácie

 **230 V – ON / DALI power – ON**



 Bluetooth











The specific hardware manual for each individual product is available in multiple languages on guide.niko.eu

LED behaviour

Ledgedrag / Comportement des LED / LED-Verhalten / LED funktioner / LED-funktioner / LED-funksjon / Comportamento del LED / Zachowanie LED / LED signalizácia

 **230 V – ON / DALI power – ON**

Green LED continuous on		Connection OK	 detector tool
Green LED breathing		Connection OK, overrule ON	
Green LED flashing		Warming up*	
Red LED continuous on		Error	
Red LED flashing		Warning	 detector tool
Blue LED flashing		Movement detected during walk test	

* When Bluetooth® communication is disabled, the green LED does not flash while warming up.

** More info / Meer informatie / Plus d'info / Mehr Info / Mere info / Mer information / Mer info / Ulteriore info / Więcej informacji / Viac informácií

Support & contact

nv Niko sa
Industriepark West 40
9100 Sint-Niklaas, Belgium

www.niko.eu

EN	+32 3 778 90 80	support@niko.eu
NL	België: +32 3 778 90 80	support.be@niko.eu
	Nederland: +31 880 15 96 10	support.nl@niko.eu
FR	Belgique: +32 3 778 90 80	support.be@niko.eu
	France: +33 820 20 66 25	support.fr@niko.eu
DE	Suisse: +41 44 878 22 22	support.ch@niko.eu
	Deutschland: +49 7623 96697-0	support.de@niko.eu
SE	Schweiz: +41 44 878 22 22	support.ch@niko.eu
	Österreich: +43 1 7965514	support.at@niko.eu
DK	Belgien: +32 3 778 90 80	support.be@niko.eu
SE	+45 74 42 47 26	support.dk@niko.eu
NO	+46 8 410 200 15	support.se@niko.eu
IT	+47 66 77 57 50	support.no@niko.eu
PL	+41 44 878 22 22	support.ch@niko.eu
SK	+48 509 378 373	support.pl@niko.eu
	+421 2 633 825 155	support.sk@niko.eu

Niko prepares its manuals with the greatest care and strives to make them as complete, correct and up to date as possible. Nevertheless, some deficiencies may subsist. Niko cannot be held responsible for this, other than within the legal limits. Please inform us of any deficiencies in the manuals by contacting Niko customer services at support@niko.eu