

Instruction Manual

Swiss Garde 360 Presence KNX UP



Item no.	Model	EAN
351- 25031	SG360P KNX UP	3505100250319
25020N	SG360P KNX UP	3505100250203

Presence detectors 360° KNX

for ceiling flush-mounting

The family of **Swiss Garde 360 Presence KNX UP** presence detectors is characterised by the following outstanding features:

- **1 light output** for switching, dimming or scenery selection.
- **1 HVAC-channel** controls heating, ventilation and air conditioning. This output can be used for presence detection. Additionally, alarm systems with parametrizable switch-on delay can be implemented.
- **1 Threshold switch** in lux with hysteresis setting
- **1 brightness output** in lux (2 Byte)
- **4 Pyro detectors**
4 PIR sensors with an 360° detection area can be activated individually or in groups.

Important notice

The presence detectors Swiss Garde 360 Presence KNX UP is suitable for ceiling mounting indoors only (IP20, class II). In case of errors such as continuous light, uncontrolled switching, etc., please consult page 7 „troubleshooting“.

Function

The presence detector Swiss Garde 360 Presence KNX UP reacts to heat radiation of moving bodies. A person approaching the monitored area automatically triggers the connected light. If no motion is detected again, the light will automatically switch off after a delay time configured in ETS. In case of activated standby, the light will stay on at reduced intensity during the set time period (mode *dimming complete/ constant light control*).

Installation

Connect the presence detector as follows:

red wire (+) to be connected to red terminal

black wire (-) to be connected to grey terminal

Application notes

A detailed description of the communication objects and all parametrizable functions can be found in the following separate document:

Swiss Garde 360 Presence KNX UP

APPLICATION NOTES

SG360P KNX UP (351- 25031, 25020N)

frontal view



rear view

bus terminal – (grey)


bus terminal + (red)



programming button

rating plate

PIR sensors numbering



LED green

Flashes with each detection

LED red programming

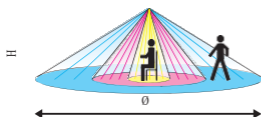
glows upon pressing the programming button

The PIR sensors 1 2 3 4 can be activated via ETS individually or in groups, using the above numbering scheme.

After KNX/EIB bus connection: the detector takes approx. 1 min. to reach a stable working condition!

Detection range

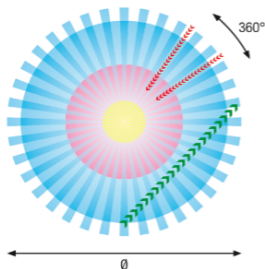
The 360° omnidirectional detection range as well as the dense detection area allow for an optimal function. The range depends on the mounting height as well as the angle of approach (high sensitivity when crossing a switching segment). Since the device registers the temperature differences between the source of heat and the ambient temperature, the detection range may vary depending on site conditions (floor heating, etc.).



H	Ø* 	Ø* 
2,0 m	5 m	12 m
3,0 m	7 m	16 m
4,0 m	9 m	18 m
5,0 m	(10 m)	20 m
6,0 m	(10 m)	22 m
7,0 m	(10 m)	22 m
8,0 m	(10 m)	22 m

SG360P KNX/KLR 4-channels

* maximum values



>> Optimum range

If several zones are crossed

>>> Reduced range (approx. -50%)

With movements within a single zone

● Presence zone (working area)

Reacts to smallest movements
(seated activity)

● Movement zone (walking area)

Reacts to larger walking movements

Troubleshooting

Error

load doesn't switch ON

Cause/remedies

- twilight value set to high
- check light/luminaire/fuses

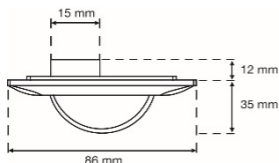
Detector triggers ON and OFF without reason or light never turns OFF:

- check detection area for potential causes of false triggering: animals, heating, etc. may all doing faulty switching
- check distances to lamps (heat-reflection or direct light influence)
- detector is too sensitive, reduce the detection range sensitivity (1...10) via ETS.

Turns the ON during day-time:

- twilight adjustment set to high: set to a lower value via ETS (menu light)

Device dimensions



Technical data

nominal voltage:	24V DC (21 - 30V DC)
power consumption:	0,4 W
PIR- sensors:	4 Pyro detectors
sensitivity:	adjustable via ETS in 10 steps
light measuring:	brightness sensor with linear output
lux value:	value readable (5 - 2000lux, 2 Byte)
switching criteria:	motion and brightness
detection range:	360°, ceiling mounted
range height= 3m:	Ø7m presence, Ø16m motion
range height= 8m:	*(Ø10m presence), Ø22m motion
recom. mounting height:	2m – 8m
mounting:	ceiling mounting
available accessory:	AP- housing
protection rating:	IP 20, indoor mounting, class II
temperature range:	- 20°C bis +40 °C
dimensions:	88 x 88 x 35 mm

* maximum values