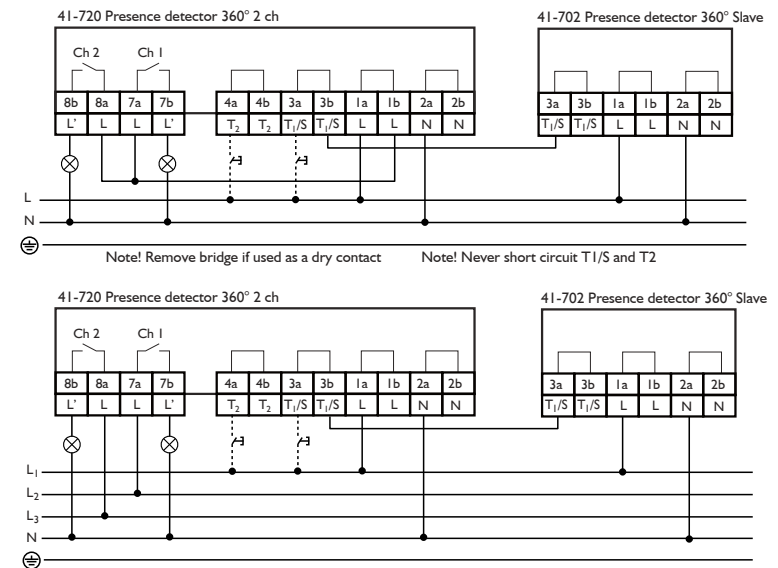
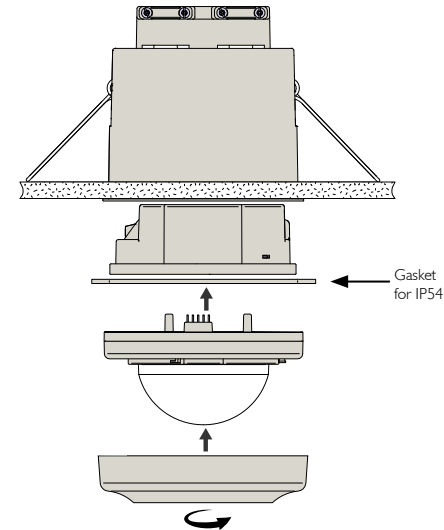
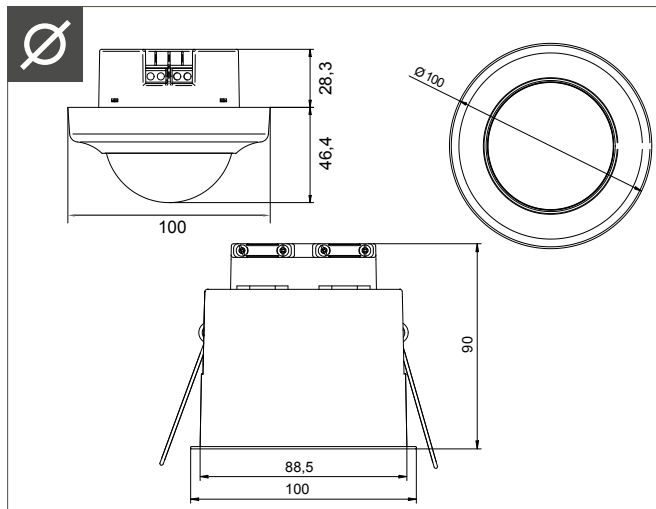
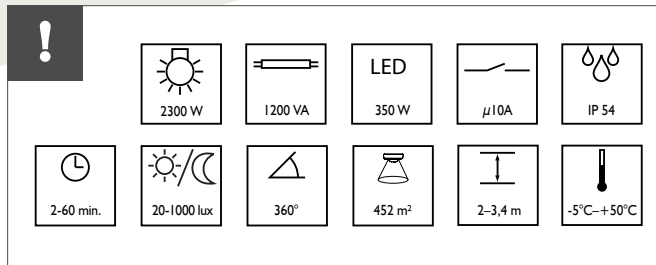
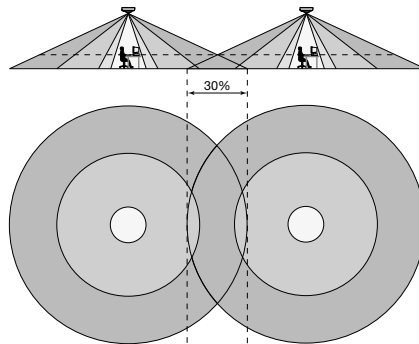
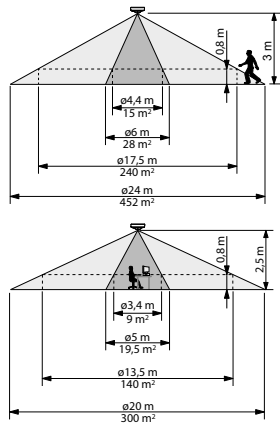
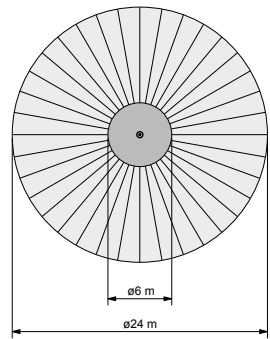




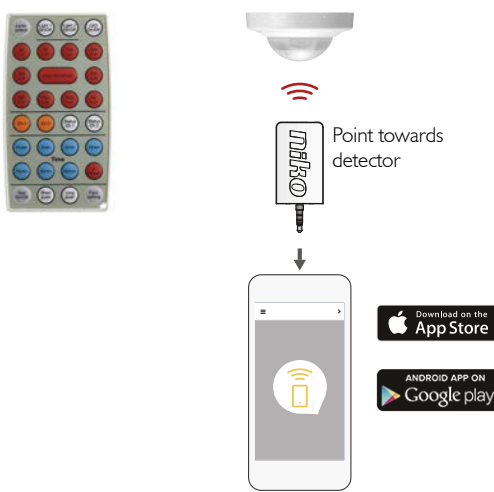
## 41-720

Tilstedeværelsessensor, 2 kanal  
Presence detector, 2-channel  
Präsenzmelder, 2-Kanal  
Détecteur de présence, 2 canal  
Närvarosensor, 2-kanal  
Tilstedeværelsessensor, 2-kanal



**Commissioning via IR remote control 41-926 or directly on the detector**

**Commissioning by the Niko Sensor app using IR-dongle 41-936 for smartphone**



Point towards detector

Download on the App Store

ANDROID APP ON Google play

**DIP switch: Applications**

**DIP switch 1:**  
**On:** Auto On/Off for channel 1 (Factory setting)  
**Off:** Active On/Auto Off for channel 1

**DIP switch 2:**  
**On:** Auto On/Off for channel 2 (Factory setting)  
**Off:** Active On/Auto Off for channel 2

**DIP switch 3:**  
**On:** Only short push On.  
 (ECO Off and long push deactivated.)  
**Off:** Option for short push On and ECO Off.  
 For long push > 1 sec. the light will be switched on or off constantly for two hours + the set cut-off time, depending on status, switched On or Off.  
**Factory setting**

**DIP switch 4:**  
**On:** Short push is light-independent  
**Off:** Short push is light-dependent (Factory setting)

**DIP switch:**  
**Application**  
**Factory setting:**  
 1 = On  
 2 = On  
 3 = Off  
 4 = Off

**DIP switch:**  
**Sensitivity**  
**DIP 1 2**  
 Off Off: Min.  
 Off On: Low  
 On Off: High (Factory setting)  
 On On: Max.

### DIP switch: Applications

#### DIP switch 1:

**On:** Auto On/Off for channel 1 (Factory setting)  
**Off:** Active On/Auto Off for channel 1

#### DIP switch 2:

**On:** Auto On/Off for channel 2 (Factory setting)  
**Off:** Active On/Auto Off for channel 2

#### DIP switch 3:

**On:** Only short push On.  
 (ECO Off and long push deactivated.)  
**Off:** Option for short push On and ECO Off.  
 For long push > 1 sec. the light will be switched on or off constantly for two hours + the set cut-off time, depending on status, switched On or Off.  
**Factory setting**

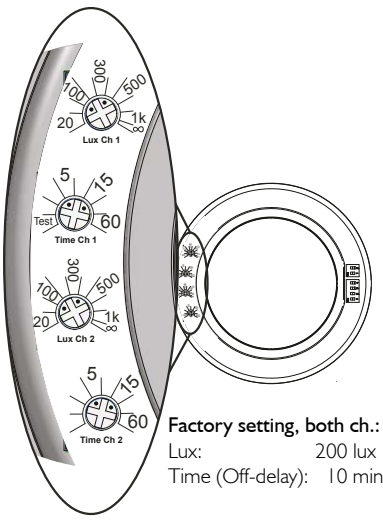
**NB:** Long push is always daylight-independent.

**NB:** If ECO Off is used, the detector will be blocked for 10 sec. to prevent momentary re-activation (switching the light on).

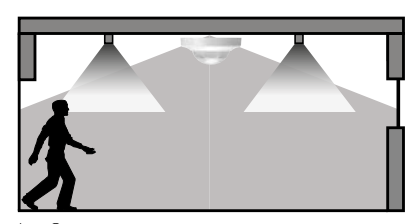
#### DIP switch 4:

**On:** Short push is light-independent  
**Off:** Short push is light-dependent (Factory setting)

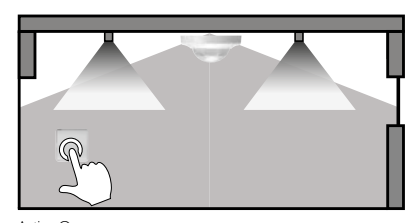
**Factory setting, both ch.:**  
 Lux: 200 lux  
 Time (Off-delay): 10 min.



**Auto On**



**Active On**




**+i**



For further information about programming, status and operation - Scan QR code or see [www.niko.dk/produkt/41-720](http://www.niko.dk/produkt/41-720).

**!**



**Advarsel:** Indbygning og montering af elektriske apparater må kun foretages af aut. elinstallatør. Ved fejl eller driftstørrelser kontakt den aut. elinstallatør. Ret til ændringer forbeholdes!

**Warning:** Installation and assembly of electrical equipment must be carried out by qualified electricians. Contact a qualified electrician in the event of fault or breakdown. Reserving the right to make changes!

**Warnung:** Einbau und Montage elektrischer Geräte dürfen nur durch Elektrofachkräfte erfolgen. Wenden Sie sich bei Störungen bzw. Ausfall an einen Elektrofach-kraft. Änderungen vorbehalten!

**Avertissement:** L'installation et le montage d'appareils électriques doivent exclusivement être exécutés par un électricien agréé. En cas de défaut ou de perturbation du fonctionnement, contacter un installateur électricien agréé. Sous réserve de modifications!

**Varning:** Elektriska apparater får endast byggas in och monteras av en auktoriserad elinstallatör. Kontakta den auktoriserade elinstallatören vid fel eller driftstörningar. Med reservation för ändringar!

**Advarsel:** Innbygging og montering av elektriske apparater må kun utføres av autorisert elektriker. Autorisert elektriker skal også kontaktes ved feil eller driftstørrelser. Det tas forbehold om endringer.