

Presence detector
353-701121-2



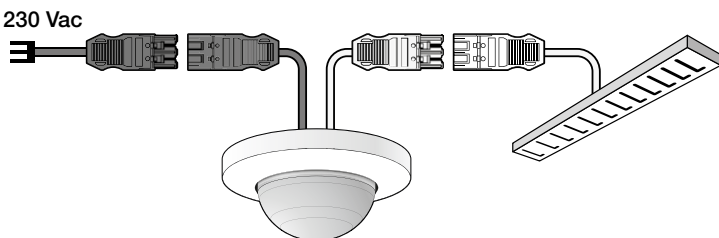
- EN** Presence detector P42LR, 230 V, master, 32-37 m, 360°, for flush mounting (SnapFit), WAGO WINSTA® MIDI 2 x 2 m cable with 3-pol. connectors
- NL** Aanwezigheidsmelder P42LR, 230 V, master, 32-37 m, 360°, voor inbouw (SnapFit), WAGO WINSTA® MIDI 2 x 2 m kabel met 3-polige connectoren
- FR** Détecteur de présence P42LR, 230 V, maître, 32-37 m, 360°, à encastrer (SnapFit), câble WAGO WINSTA® MIDI 2 x 2 m avec connecteurs à 3 pôles
- DE** Präsenzmelder P42LR, 230 V, Master, 32-37 m, 360°, für Deckeneinbau (SnapFit), WAGO WINSTA® MIDI 2 x 2 m Kabel mit 3-poligen Steckern
- DK** Tilstedeværelsessensor P42LR, 230 V, master, 32-37 m, 360°, planforsænket (SnapFit), WAGO WINSTA® MIDI 2 x 2 m kabel med 3-pol stik
- SE** Närvarosensor P42LR, 230 V, master, 32-37 m, 360°, för infälld montering (SnapFit), WAGO WINSTA® MIDI 2 x 2 m kabel med 3-poliga kontakter
- NO** Tilstedeværelsessensor P42LR, 230 V, master, 32-37 m, 360°, til innfelt montering (SnapFit), WAGO WINSTA® MIDI 2 x 2 m kabel med 3-polede kontakter
- IT** Rilevatore di presenza P42LR, 230 V, master, 32-37 m, 360°, per montaggio a incasso (SnapFit), WAGO WINSTA® MIDI 2 x cavo da 2 m con connettori a 3 poli
- PL** Czujnik obecności P42LR, 230 V, nadrzędny, 32-37 m, 360°, do montażu podtynkowego (SnapFit), kabel 2 x 2 m ze złączami 3-biegunowymi WAGO WINSTA® MIDI
- SK** Detektor prítomnosti P42LR, 230 V, master, 32-37 m, 360°, na zapustení montáž (SnapFit), WAGO WINSTA® MIDI 2 x 2 m kábel s 3-pólovými konektormi

Wiring

Aansluitschema / Schéma de raccordement / Verdrahtung / Tilslutningsskema / Kopplingschema / Ledningstilkopling / Cablaggio / Okablowanie / Instalácia

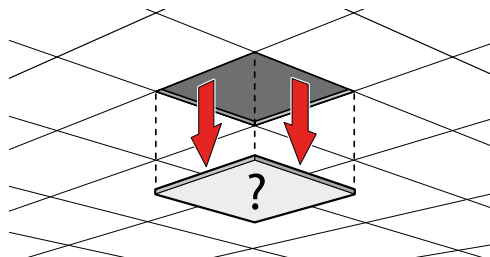
⚠ This product must be secured with a miniature circuit breaker (MCB) of max. 16 A in the electrical cabinet. The MCB rating is limited by national installation rules.

⚠ 230 V – OFF



Installation

Instalatie / Installation / Installation / Installation / Installation / Installasjon / Installazione / Instalacja / Instalácia

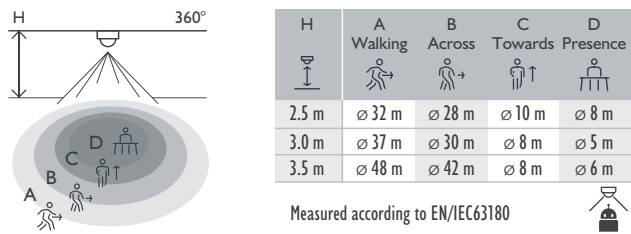


- 1** **NOT REMOVABLE (fixed ceiling)**
Drill a hole with a diameter of 76 mm.
- 2** **REMOVABLE (suspended ceiling)**
Drill a hole with a diameter of 76 mm.
- 3** **OR**
Drill a hole with a diameter of 9.5 - 40 mm.
- 4** **OR**
Drill a hole with a diameter of 0.2 - 9 mm.
- 5** **a** **230 V – OFF**
Secure the detector with a lock.
- 6** **b** **optional**
Secure the detector with a lock.



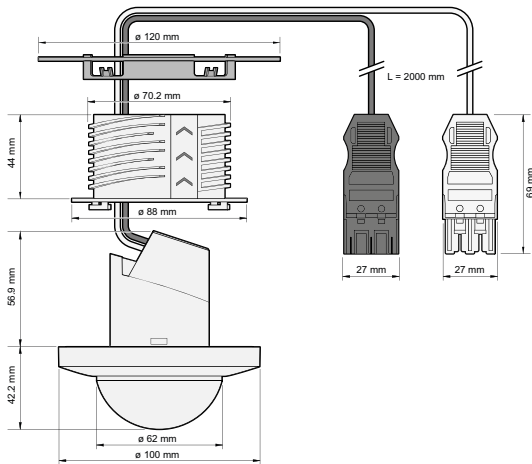
Detection area

Detectiebereik / Portée de détection / Erfassungsbereich / Rækkevidde / Detekteringsområde / Overvåkningsområde / Campo di rilevamento / Obszar wykrywania / Oblast snímania



Dimensions

Afmetingen / Dimensions / Abmessungen / Dimensioner / Mått / Dimensjoner / Dimensioni / Wymiary / Rozmery



Specifications

Specificaties / Specifications / Spezifikationen / Specifikationer / Specifikationer / Spesifikasjoner / Specifche / Specyfikacje / Technické údaje

Installation	230 V
Configuration	master / standalone
Mounting height	2 – 3.5 m
Wire capacity	1.5 / 2.5 mm ²
Number of channels	1 channel
Input voltage	230 Vac ± 10 %, 50 Hz
Operating frequency	2.4 GHz
Maximum power consumption	0.2 W
Maximum voltage on the DALI bus	15 Vdc
Maximum radio frequency power	-2 dBm
Ambient temperature	-25 – +40 °C
Protection degree	IP20
Impact resistance	IK04
Halogen free	yes
Marking	CE
Cable specifications	
Cable 1 colour	black
Cable 2 colour	white
Length	2 m
Wire cross-section	1.5 mm ²
Voltage	250 V
Rated current	16 A
Halogen free	yes
Ambient temperature	-5 – +40 °C
Type of connector cable 1	male, 3-pole, black
Type of connector cable 2	female, 3-pole, white

App settings & more info

App-instellingen / Réglages de l'appli / App-Einstellungen / App indstillinger / Appställningar / App-innstillinger / Impostazioni dell'app / Ustawienia aplikacji / Nastavenia aplikácie

230 V – ON

Bluetooth

niko
detector tool

GET IT ON
Google Play

Download on the
App Store

The specific hardware manual for this product is available in multiple languages on guide.niko.eu

LED behaviour

Ledgedrag / Comportement des LED / LED-Verhalten / LED funktioner / LED-funktioner / LED-funksjon / Comportamento del LED / Zachowanie LED / LED signalizácia

230 V – ON			
Green LED continuous on	●	Connection OK	
Green LED breathing	●	Connection OK, overrule ON	
Green LED flashing	●	Warming up*	Wait
Red LED continuous on	●	Error	More info**: detector tool
Red LED flashing	●	Warning	
Blue LED flashing	●	Walk test active	

* When Bluetooth® communication is disabled, the green LED does not flash while warming up.
** More info / Meer informatie / Plus d'info / Mehr Info / Mere info / Mer information / Mer info / Ulteriore info / Więcej informacji / Viac informácií

Support & contact

nv Niko sa
Industriepark West 40
9100 Sint-Niklaas, Belgium

www.niko.eu

EN	+32 3 778 90 80	support@niko.eu
NL	België: +32 3 778 90 80 Nederland: +31 880 15 96 10	support.be@niko.eu support.nl@niko.eu
FR	Belgique: +32 3 778 90 80 France: +33 820 20 66 25 Suisse: +41 44 878 22 22	support.be@niko.eu support.fr@niko.eu support.ch@niko.eu
DE	Deutschland: +49 7623 96697-0 Schweiz: +41 44 878 22 22 Österreich: +43 1 7965514 Belgien: +32 3 778 90 80	support.de@niko.eu support.ch@niko.eu support.at@niko.eu support.be@niko.eu
DK	+45 74 42 47 26	support.dk@niko.eu
SE	+46 8 410 200 15	support.se@niko.eu
NO	+47 66 77 57 50	support.no@niko.eu
IT	+41 44 878 22 22	support.ch@niko.eu
PL	+48 509 378 373	support.pl@niko.eu
SK	+421 2 63 825 155	support.sk@niko.eu

Niko prepares its manuals with the greatest care and strives to make them as complete, correct and up to date as possible. Nevertheless, some deficiencies may subsist. Niko cannot be held responsible for this, other than within the legal limits. Please inform us of any deficiencies in the manuals by contacting Niko customer services at support@niko.eu