

Presence detector
353-751021-3



- EN** Presence detector P46LR, DALI-2, secondary, 32-37 m, 360°, for flush mounting (SnapFit), Wieland gesis® 2 m cable with 5-pol. connector
- NL** Aanwezigheidsmelder P46LR, DALI-2, secundair, 32-37 m, 360°, voor inbouw (SnapFit), Wieland gesis® 2 m kabel met 5-polige connector
- FR** Détecteur de présence P46LR, DALI-2, secondaire, 32-37 m, 360°, à encastrer (SnapFit), câble Wieland gesis® de 2 m avec connecteur à 5 pôles
- DE** Präsenzmelder P46LR, DALI-2, Sekundär, 32-37 m, 360°, für Deckeneinbau (SnapFit), Wieland gesis® 2 m Kabel mit 5-poligem Stecker
- DK** Tilstedeværelsessensor P46LR, DALI-2, sekundær, 32-37 m, 360°, planforsænket (SnapFit), Wieland gesis® 2 m kabel med 5-pol stik
- SE** Närvarosensor P46LR, DALI-2, sekundär, 32-37 m, 360°, för infälld montering (SnapFit), Wieland gesis® 2 m kabel med 5-poliga kontakter
- NO** Tilstedeværelsessensor P46LR, DALI-2, sekundær, 32-37 m, 360°, til innfelt montering (SnapFit), Wieland gesis® 2 m kabel med 5-polet kontakt
- IT** Rilevatore di presenza P46LR, DALI-2, secondario, 32-37 m, 360°, per montaggio a incasso (SnapFit), Wieland gesis® cavo da 2 m con connettore a 5 poli
- PL** Czujnik obecności P46LR, DALI-2, podrzędny, 32-37 m, 360°, do montażu podtynkowego (SnapFit), kabel 2 m ze złączami 5-biegowymi Wieland gesis®
- SK** Detektor prítomnosti P46LR, DALI-2, podružný, 32-37 m, 360°, na zapustenú montáž (SnapFit), Wieland gesis® 2 m kábel s 5-pólovým konektorom

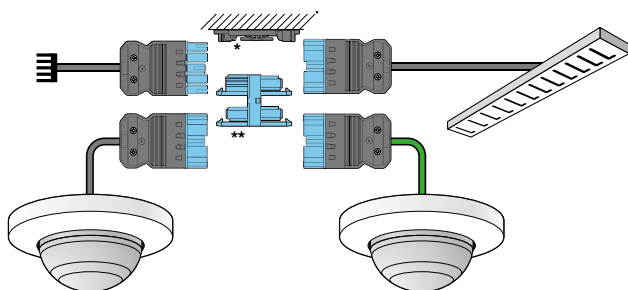
Wiring

Aansluitschema / Schéma de raccordement / Verdrahtung / Tílslutningsskema / Kopplingschema / Ledningstilkopling / Cablaggio / Okablowanie / Instalácia

⚠ This product must be secured with a miniature circuit breaker (MCB) of max. 16 A in the electrical cabinet. The MCB rating is limited by national installation rules.

⚠ DALI power – OFF

- * Wieland gesis® supporting plate, 07.413.6853.1
- ** Wieland gesis® H-distributor, 92.050.7453.0



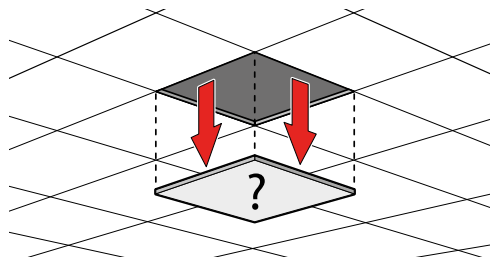
Presence detector P47/P48
DALI-2, master

Presence detector P46
DALI-2, secondary



Installation

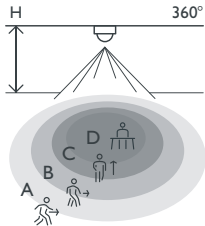
Instalatie / Installation / Installation / Installation / Installation / Installasjon / Installazione / Instalacja / Instalácia



- 1** **NOT REMOVABLE (fixed ceiling)**
- Drill Ø 76 mm
- 2** 9.5 - 40 mm
- OR** 0.2 - 9 mm
- 3 a**
- b**
- 4** ⚠ DALI power – OFF
- a**
- b**
- * optional

Detection area

Detectiebereik / Portée de détection / Erfassungsbereich / Rækkevidde / Detekteringsområde / Övervakningsområde / Campo di rilevamento / Obszar wykrywania / Oblast snímání



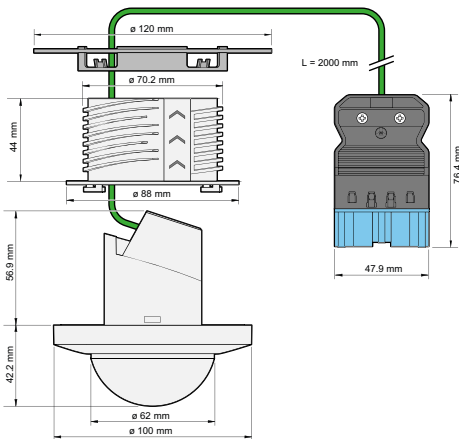
H	A Walking	B Across	C Towards	D Presence
2.5 m	∅ 32 m	∅ 28 m	∅ 10 m	∅ 8 m
3.0 m	∅ 37 m	∅ 30 m	∅ 8 m	∅ 5 m
3.5 m	∅ 48 m	∅ 42 m	∅ 8 m	∅ 6 m

Measured according to EN/IEC63180



Dimensions

Ärmetingen / Dimensions / Abmessungen / Dimensioner / Mått / Dimensjoner / Dimensioni / Wymiary / Rozmery



Specifications

Specificaties / Specifications / Specifikationer / Specifikationer / Spesifikasjoner / Specifiche / Specyfikacje / Technické údaje

Installation	DALI-2
Configuration	secondary
Mounting height	2 – 3.5 m
Wire capacity	1.5 / 2.5 mm ²
Input voltage	via the DALI bus
Operating frequency	2.4 GHz
Maximum startup time DALI	< 1200 ms
Maximum PIR detection startup time	70 s
Maximum current consumption	28.1 mA
Nominal current consumption (12 V, 25 °C) Bluetooth® enabled	8.1 mA
Nominal current consumption (12 V, 25 °C) Bluetooth® disabled	5 mA
Maximum radio frequency power	-2 dBm
Ambient temperature	-25 – +40 °C
Protection degree	IP20
Impact resistance	IK04
Halogen free	yes
Marking	CE
Cable specifications	
Cable colour	black
Length	2 m
Wire cross-section	1.5 mm ²
Voltage	250 V
Rated current	16 A
Halogen free	yes
Ambient temperature	-5 – +70 °C
Type of connector	male, 5-pole, blue

App settings & more info

App-instellingen / Réglages de l'appli / App-Einstellungen / App indstillinger / Appställningar / App-innstillinger / Impostazioni dell'app / Ustawienia aplikacji / Nastavenia aplikácie



DALI power – ON



Bluetooth®




The specific hardware manual for this product is available in multiple languages on guide.niko.eu

LED behaviour

Ledgedrag / Comportement des LED / LED-Verhalten / LED funktioner / LED-funktioner / LED-funksjon / Comportamento del LED / Zachowanie LED / LED signalizácia



DALI power – ON

Green LED continuous on	●	Connection OK	
Green LED breathing	●	Connection OK, overrule ON	
Green LED flashing	●	Warming up*	Wait
Red LED continuous on	●	Error	More info**:  detector tool
Red LED flashing	●	Warning	
Blue LED flashing	●	Walk test active	

* When Bluetooth® communication is disabled, the green LED does not flash while warming up.
** More info / Meer informatie / Plus d'info / Mehr Info / Mere info / Mer information / Mer info / Ulteriore info / Więcej informacji / Viac informácií

Support & contact

ny Niko sa
Industriepark West 40
9100 Sint-Niklaas, Belgium

www.niko.eu

EN	+32 3 778 90 80	support@niko.eu
NL	België: +32 3 778 90 80 Nederland: +31 880 15 96 10	support.be@niko.eu support.nl@niko.eu
FR	Belgique: +32 3 778 90 80 France: +33 820 20 66 25 Suisse: +41 44 878 22 22	support.be@niko.eu support.fr@niko.eu support.ch@niko.eu
DE	Deutschland: +49 7623 96697-0 Schweiz: +41 44 878 22 22 Österreich: +43 1 7965514 Belgien: +32 3 778 90 80	support.de@niko.eu support.ch@niko.eu support.at@niko.eu support.be@niko.eu
DK	+45 74 42 47 26	support.dk@niko.eu
SE	+46 8 410 200 15	support.se@niko.eu
NO	+47 66 77 57 50	support.no@niko.eu
IT	+41 44 878 22 22	support.ch@niko.eu
PL	+48 509 378 373	support.pl@niko.eu
SK	+421 2 63 825 155	support.sk@niko.eu

Niko prepares its manuals with the greatest care and strives to make them as complete, correct and up to date as possible. Nevertheless, some deficiencies may subsist. Niko cannot be held responsible for this, other than within the legal limits. Please inform us of any deficiencies in the manuals by contacting Niko customer services at support@niko.eu