

# Presence detector, 230 V, secondary, 12 m, flat, for flush mounting, white

350-41601

4 year warranty

This secondary detector operates in conjunction with a master. Simple installation and easy mounting thanks to spring clips. The detector has a very flat design of only 5 mm, so that it can be mounted almost flush with the ceiling. The secondary detector follows the settings of the master. Finishing colour: white

Compatible master detectors: 350-41600, 350-41620

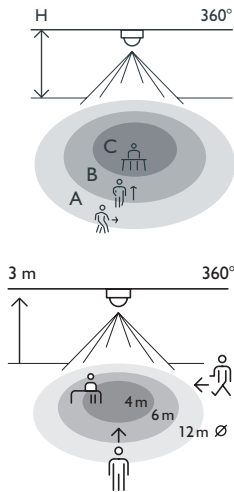
- Simple installation
- Easy to mount thanks to its spring clamps
- It can be integrated practically level on the ceiling thanks to its ultra-flat design of barely 5 mm.

For use in small rooms, offices, storage rooms, etc.


- The detector is only suitable for controlling indoor lighting.




Detection range




H	A Across	B Towards	C Presence
2.5 m	Ø 8 m	Ø 4 m	Ø 3 m
3 m	Ø 12 m	Ø 6 m	Ø 4 m




230 V




secondary




360°



Ø 12 m from  
a height of  
3 m



2.4 – 3 m



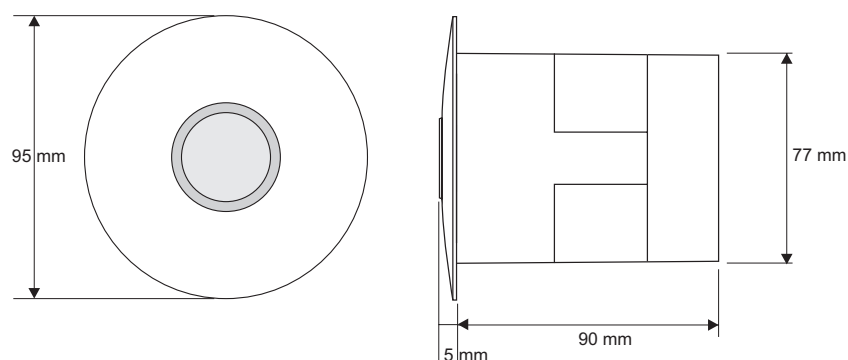
flush-  
mounting

**niko**

## Technical data

Article number	350-41601
Compatible master detectors	350-41600, 350-41620
Input voltage	230 Vac $\pm$ 10 %, 50 Hz
Detector output	230 V (ON/OFF)
Maximum MCB rating	10 A (limited by national installation rules)
Detection angle	360°
Detection range (PIR)	ø 12 m from a height of 3 m
Ambient temperature	-5 – +40 °C
Mounting method	flush-mounting
Mounting height	2.4 – 3 m
Drill diameter	77 mm
Dimensions visible (HxWxD)	95 x 95 x 5 mm
Dimensions (HxWxD)	95 x 95 x 95 mm
Protection degree	IP20
Marking	CE

## Dimensions



## Wiring diagram

