

# Presence detector, 230 V, master, 14 m, round, for flush-mounting box, white

351-25457

4 year warranty

The presence detector with one channel for flush mounting in ceilings is suitable for switching the indoor lighting on and off. The detector is equipped with an integrated light sensor. Automatic on/off (presence detector) or manual on/automatic off (absence detector) via a N.O. push button (230 Vac) (to be ordered separately).

Finishing colour: white

Compatible secondary detectors: 351-25459, 351-25469

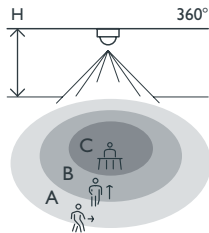
- Separate setting for the lux, the switch-off delay and the sensitivity
- Low consumption (0.25 W)
- Surface-mounting boxes available separately

Presence detector for the stairwell, cellar, small meeting rooms, etc.

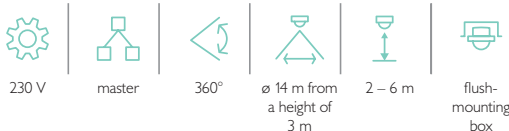
- You can programme it manually or using the optional remote control
- You can always be certain of excellent detection thanks to the three PIR sensors.
- You can programme it as a presence or absence detector.
  - Absence: you must turn the lighting on using a push button. It turns off automatically if the detector detects sufficient daylight or if it no longer detects any motion.



## Detection range



H	A Across	B Towards	C Presence
2 m	∅ 10 m	∅ 5 m	∅ 4 m
2.5 m	∅ 12 m	∅ 6 m	∅ 5 m
3 m	∅ 14 m	∅ 7 m	∅ 6 m
3.5 m	∅ 16 m	∅ 8 m	∅ 7 m
4 m	∅ 16 m	∅ 8 m	∅ (8) m
5 m	∅ 16 m	∅ 8 m	∅ (8) m
6 m	∅ 16 m	∅ 8 m	∅ (8) m



**niko**

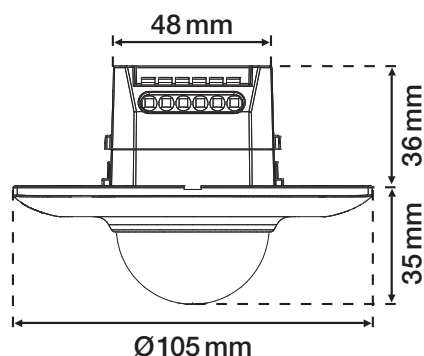
## Technical data

Article number	351-25457
Compatible secondary detectors	351-25459, 351-25469
Configuration	master
Input voltage	230 Vac $\pm$ 10 %, 50 Hz
Detector output	230 V (ON/OFF)
Maximum power consumption	0.6 W
Maximum current consumption	2.61 mA
Maximum MCB rating	10 A (limited by national installation rules)
Relay contact	N.O. (max. 8.7 A)
Maximum load incandescent and halogen lamps ( $\cos\phi = 1$ )	2000 W
Maximum load fluorescent lamps ( $\cos\phi \geq 0.5$ )	1000 VA
Maximum load economy lamps (CFLi)	300 W
Maximum load LED lamps 230 V	300 W
Maximum load LED driver	300 VA
Maximum load electronic transformer	1000 VA
Light intensity range	5 lux – 2000 lux
Number of channels	1 channel
Switch-off delay	pulse, 10 s – 20 min
Detection angle	360°
Detection range (PIR)	ø 14 m from a height of 3 m
Ambient temperature	-20 – +40 °C
Mounting method	flush-mounting box
Mounting height	2 – 6 m
Drill diameter	48 mm
Dimensions visible (HxWxD)	105 x 105 x 35 mm
Dimensions (HxWxD)	105 x 105 x 71 mm
Protection degree	IP20
Impact resistance	IK02
Modification of settings	Potentiometers or IR remote control
Marking	CE

## Accessories

350-41936	Universal remote control for smartphone
351-25320	IR remote control
351-25310	IR remote control for users
351-25330	Cover plate, white
351-25420	Surface-mounting box, white

## Dimensions



Wiring diagram

