

Presence detector, 230 V, master, 2 channels, 24 m, IP54, for flush mounting, white

350-20072

4 year warranty

This presence or absence detector with two channels (360°, 10 A) is suitable for flush mounting on ceilings and is used to switch indoor lighting or ventilation on and off. The detector has a circular detection area with a diameter of up to 24 m that can be adjusted using the cover mask. The device with integrated light sensor allows to set up each channel separately as a presence or as an absence detector. When used as a presence detector, the lighting automatically switches on and off (as soon as the switch-off delay has elapsed). When used as an absence detector, the lighting must always be manually switched on first using an N.O. push button, after which it will be automatically switched off (as soon as the switch-off delay has elapsed). The device is also equipped with the 'eco off' function, which allows the user to switch the lighting off using a connected N.O. push button without having to wait for the switch-off delay. If the lighting is not switched off manually, it will be switched off automatically once the switch-off delay has elapsed. The device has an IP54 protection degree and two potential-free contacts. The set-up can be performed manually on the device itself or via a remote control. The product can be used as a stand-alone unit or in combination with a maximum of ten secondary detectors.

Finishing colour: white

Compatible secondary detectors: 350-20071, 350-20079, 350-20081

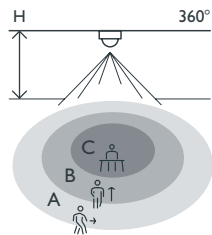
- Simple mounting
- Low power consumption (0.2 W)
- Splashproof (IP54)
- Large detection zone with a diameter of 24 m, from a height of 3 m

For use in offices, school buildings, cafeterias, etc.

- Can be set up as a presence or an absence detector
- Is fitted with an eco switch-off function, which allows the user to save time by overriding the switch-off delay and turning off the lighting when leaving the room. This function can also be disabled, for example in (public) premises where the user cannot turn off the lighting as a safety measure.
- Has multiple adjustable parameters: the switch-off delay, the lux value at which the lighting must turn on and the sensitivity
- Offers two configuration options: manually on the device or via the IR remote control (optional)
- Includes a lens cover mask to divide the detection zone. The cover mask can be adapted according to the desired detection range.





Detection range




H	A	B	C
	Across	Towards	Presence
2 m	ø 16 m	ø 10 m	ø 4 m
2.5 m	ø 20 m	ø 12 m	ø 5 m
3 m	ø 24 m	ø 14.4 m	ø 6 m
3.5 m	ø 28 m	ø 16 m	ø 7 m


230 V


master


360°


ø 24 m from
a height of
3 m


2 – 3.4 m


flush-
mounting

niko

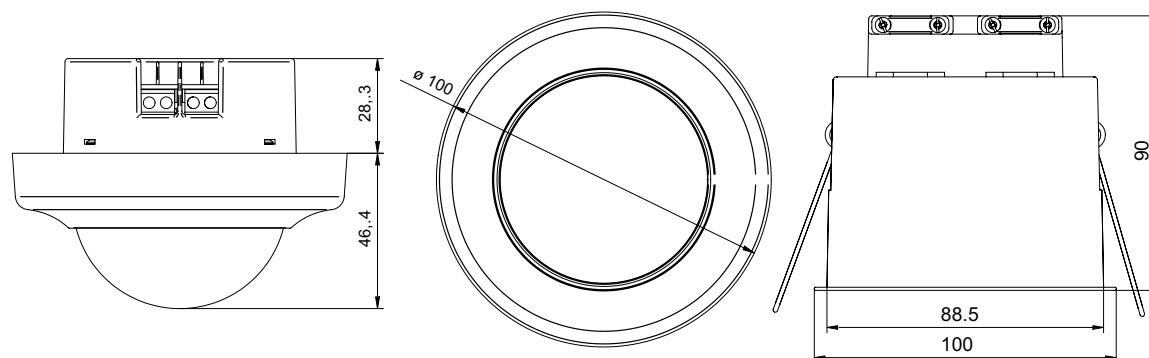
Technical data

Article number	350-20072
Compatible secondary detectors	350-20071, 350-20079, 350-20081
Configuration	master
Input voltage	230 Vac \pm 10 %, 50 Hz
Detector output	230 V (ON/OFF)
Maximum MCB rating	10 A (limited by national installation rules)
Relay contact	2 x N.O. (max. 10 A), potential-free
Maximum load incandescent and halogen lamps ($\cos\phi = 1$)	2300 W
Maximum load fluorescent lamps ($\cos\phi \geq 0.5$)	1200 VA
Maximum load economy lamps (CFLi)	350 W
Maximum load LED lamps 230 V	350 W
Maximum capacitive load	140 μ F
Maximum switching current	165 A/20 ms – 800 A/200 μ s
Light intensity range	20 lux – 1000 lux, ∞
Number of channels	2 channels
Switch-off delay	pulse, 2 min – 1 h
Detection angle	360°
Detection range (PIR)	\varnothing 24 m from a height of 3 m
Ambient temperature	-5 – +50 °C
Mounting method	flush-mounting
Mounting height	2 – 3.4 m
Dimensions visible (HxWxD)	100 x 100 x 46.4 mm
Dimensions (HxWxD)	100 x 100 x 136.4 mm
Protection degree	IP54
Impact resistance	IK04
Marking	CE

Accessories

350-41936	Universal remote control for smartphone
350-20089	IR remote control

Dimensions



Wiring diagram

